

VINTAGE PRO

Pure inspiration



Professional aesthetics

Reduced working time

Optimised properties

Based on the high-fusing Vintage porcelain systems, the Vintage PRO metal ceramic is characterised by professional efficiency and aesthetics. The excellent properties of the well-established SHOFU PFM product line has been systematically optimised, and its porcelain base has been combined with new materials – for even greater ease of use, higher safety and firing stability and naturally opalescent shades.

More security

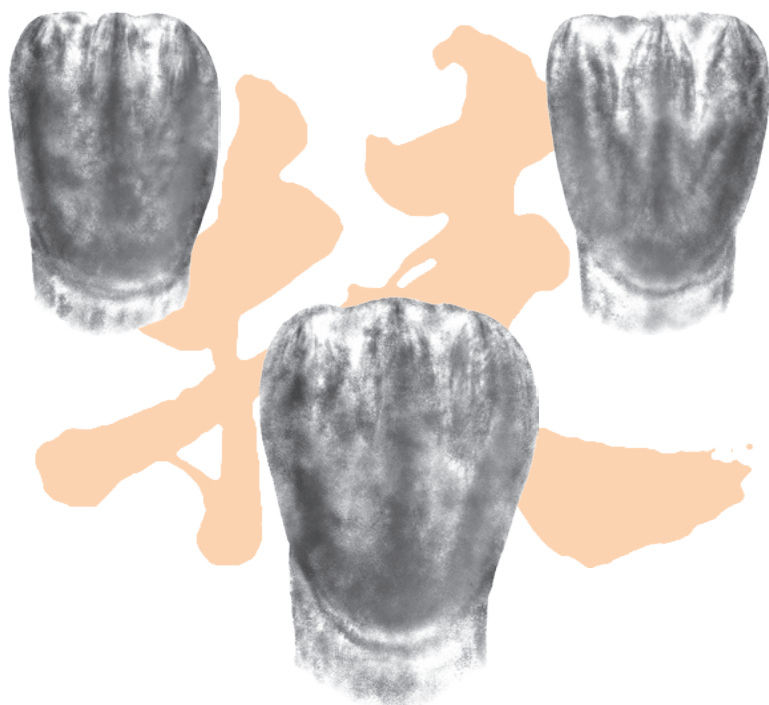
- Matched to conventional and CAD/CAM PFM alloys with a CTE range of 13.5 to $14.8 \times 10^{-6} \text{ K}^{-1}$ (25 - 500 °C)
- Outstanding colour, shape and firing stability, even after several firings
- Above average bonding strength with all PFM alloys using the orange-coloured Base Opaque

More efficiency

- Professional aesthetics and easy handling with modified two-layer technique
- Extremely fine powder opaques with superb application and cover characteristics
- Optimal working properties and build up stability

More versatility

- Versatile offer of opalescent and fluorescent effect powders
- True-to-nature shade system reproducing all VITA* Classical shades
- Additional bleaching shades available (whitening shades)



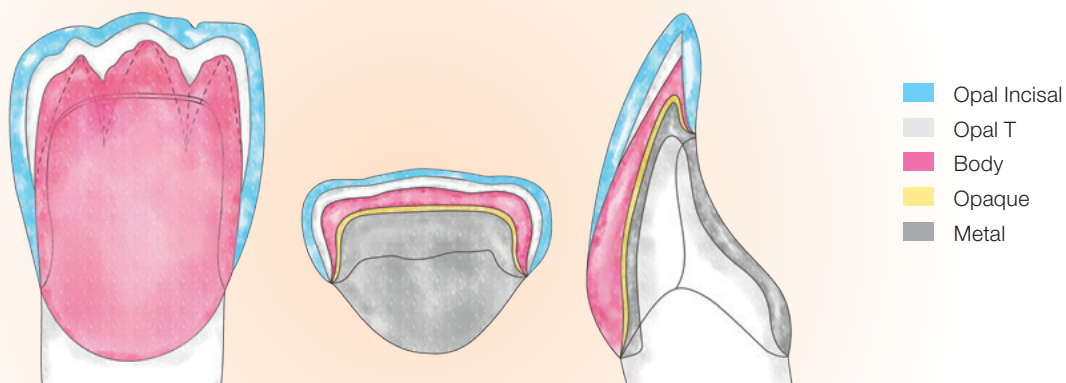
*"Back to simple concepts!
For me, Vintage PRO combines
the simplicity of a ceramic
concept with all aesthetic
possibilities. This gives me more
creative freedom in my daily
work."*

*Yoshimi Nishimura, C.D.T.,
Osaka, Japan*

For beginners and experts

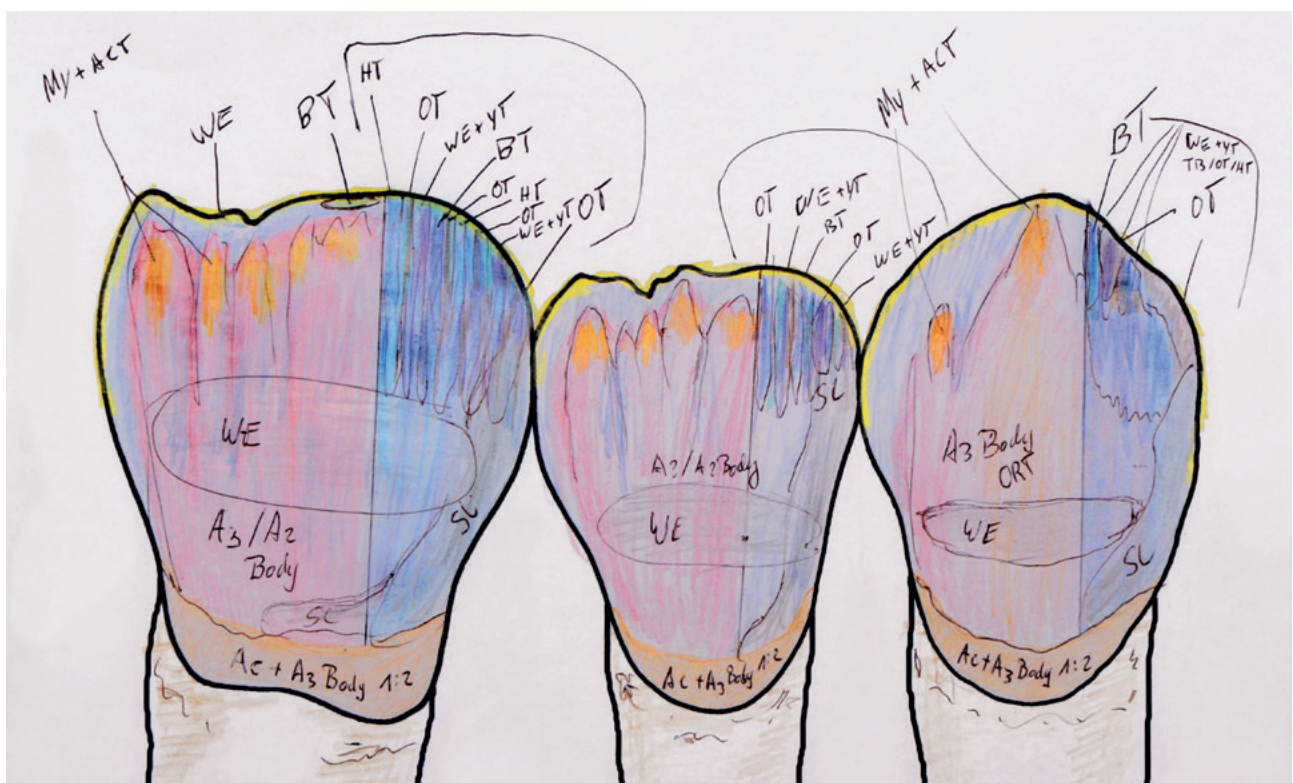
The Vintage PRO system features impressively easy handling which is less prone to errors. All individual components are systematically coordinated. Vintage PRO enables a modified two-layer technique similar to the dentine-enamel structure of natural teeth with the result of aesthetically pleasant restorations.

Standardised layering with Opal porcelains



Let yourself be inspired

In addition to the standard powders, the Vintage PRO porcelain system offers a versatile spectrum of individual highly fluorescent powders for the margin and cervical areas as well as opalescent and translucent effect powders for the design of incisal zones to be harmonised with the individual patient. With this range of colours, all aesthetic challenges and characterisations can be realised.



More aesthetics – minimum effort

The optical properties of natural teeth are reproduced simply and precisely due to the opalescent and translucent powders with minimum effort.



Drawing and restoration created by MDT German Bär, St. Augustin, Germany

More variation of alloys

With its firing temperature of approx. 900 °C, Vintage PRO is indicated primarily for veneering nonprecious alloy frameworks, but it can also be used to easily and aesthetically veneer high-gold, reduced-gold or palladium-based PFM alloys. Besides, the system is ideal for use on metal frameworks made by CAD/CAM or sintering.

| Vintage PRO | CTE [$\times 10^{-6}K^{-1}$] (25-500 °C) 2nd firing | CTE [$\times 10^{-6}K^{-1}$] (25-500 °C) 4th firing | TG Glass transition temperature (°C) |
|--|---|---|--|
| Base Opaque Powder | 11.5 | 11.5 | 598 |
| Shade Opaque Powder | 12.4 | 12.4 | 594 |
| Base Opaque Paste | 11.5 | 11.5 | 598 |
| Shade Opaque Paste | 12.4 | 12.4 | 594 |
| Margin | 13.0 | 13.0 | 594 |
| Cervical, Body, Opaque Dentin, Opal, Incisal, Opal Effect, Enamel Effect, Color Effect, Translucent, Gum | 13.0 | 13.0 | 580 |
| Correction | 11.0 | 11.0 | 585 |

Vintage PRO porcelain complies with ISO 6872:2015 (Type I, Class 1 ceramic) and ISO 9693-1:2012. Vintage PRO porcelain meets the requirements of the standards: flexural strength of ≥ 50 MPa, chemical solubility of $< 100 \mu\text{g}/\text{cm}^2$ and debonding / crack initiation strength ≥ 25 MPa.

Reduced to the maximum

The reduced to the max Vintage PRO porcelain system contains all components for the reproduction of the 16 VITA* Classical shades as well as 4 SHOFU whitening shades and various light dynamic opal, translucent, effect and margin powders.

| Shade | W0 | W1 | W2 | W3 | A1 | A2 | A3 | A3.5 | A4 | B1 | B2 | B3 | B4 | C1 | C2 | C3 | C4 | D2 | D3 | D4 | | | |
|---------------|--------|-------------------|----------------------|----------------------|--------|--------|---------------|-----------------|-----------------|---------------|------------|----------------|---------------|---------------|---------|----------------|---------------|---------------|-----------|----------------|---------------|--------------|-------|
| Base Opaque | | | | | | | | | | | BASE | | | | | | | | | | | | |
| Shade Opaque | W0O | W1O | W2O | W3O | A1O | A2O | A3O | A3.5O | A4O | B1O | B2O | B3O | B4O | C1O | C2O | C3O | C4O | D2O | D3O | D4O | | | |
| Cervical | | | | | | | A3B:2 AC:1 | A3.5B:1 AC:1 | A4B:1 AC:1 | | | | B3B:1 BC:1 | BC | | | C2B:2 CC:1 | C3B:1 CC:1 | CC | D2B:1 DC:1 | D3B:1 DC:1 | BC:1 DC:2 | |
| Margin | W0M | W0M:2 NM:1 | W0M:1 NM:2 | NM | A1M | A2M | A3M | A3.5M | A4M | NM:1 B2M:1 | B2M | B2M:1 B4M:1 | B4M | NM:1 C2M:1 | C2M | C2M:1 C4M:1 | C4M | NM:1 D3M:1 | D3M | D3M:1 B4M:1 | | | |
| Opaque Dentin | OD-W0 | OD-W0:2 OD-N:1 | OD-W0:1 OD-N:2 | OD-N | OD-A1 | OD-A2 | OD-A3 | OD-A3.5 | OD-A4 | OD-B1 | OD-B2 | OD-B3 | OD-B4 | OD-C1 | OD-C2 | OD-C3 | OD-C4 | OD-D2 | OD-D3 | OD-D4 | | | |
| Body | W0B | W1B | W2B | W3B | A1B | A2B | A3B | A3.5B | A4B | B1B | B2B | B3B | B4B | C1B | C2B | C3B | C4B | D2B | D3B | D4B | | | |
| Opal | OPAL55 | OPAL56 | OPAL56:2 OPAL57:1 | OPAL56:1 OPAL57:2 | OPAL57 | OPAL58 | OPAL59 | OPAL59 | OPAL60 | OPAL57 | OPAL58 | OPAL59 | OPAL60 | OPAL58 | OPAL59 | OPAL60 | OPAL58 | OPAL59 | OPAL60 | OPAL58 | OPAL59 | OPAL60 | |
| Incisal | | | | | 58 | 58 | 59 | 59 | 60 | 57 | 58 | 59 | 60 | 58 | 58 | 59 | 60 | 58 | 59 | 60 | | | |
| Enamel Effect | | | | | | | | | | | T | | | | | | | | | | | | |
| Opal | OPAL55 | OPAL56 | OPAL57 | OPAL58 | OPAL59 | OPAL60 | | | | | OPAL T | OPAL SL | OPAL MI | OPAL WB | OPAL WE | OPAL OC | OPAL AM-R | OPAL AM-Y | OPAL AM-V | | | | |
| Incisal | 57 | 58 | 59 | 60 | | | | | Enamel Effect | T | T-Glass | BT | PT | GT | YT | OT | BG | WT | AC-T | BC-T | CC-T | DC-T | |
| Margin Effect | CLM | LPM | DPM | OrM | BrM | MLM | MDM | | | | | Color Effect | W | O | Br | Y | Bl | G | MP | MY | Miv | RED | RED-L |
| Cervical | AC | BC | CC | DC | | | | | Opaque Modifier | OM-G | OM-O | OM-Br | OM-Y | OM-BG | OM-LP | OM-DP | | | | | | | |
| Gum | Gum-LP | Gum-DP | Gum-V | Gum-Or | Gum-R | Gum-P | | | | | Correction | ADD-ON B | ADD-ON T | CPM FINE | CPM | | | | | | | | |

Vintage PRO is the result of a worldwide collaboration of national and international dental technicians.



"Thanks to their great colour stability, the Vintage PRO porcelains allow me to quickly and reliably create aesthetic restorations based on the VITA* Classical Shade Guide. And the materials are so incredibly homogeneous that cracks and bubbles are a thing of the past. Besides, the use of the powder

opaque improves the bonds to nonprecious alloys even further. In my laboratory, several nonprecious alloy frameworks made by CAD/CAM are veneered with Vintage PRO daily without any problems. This system is the partner of choice for my lab."

Martin Gesele, Master Dental Technician & Aesthetician, Aschaffenburg, Germany



"The biggest challenge for a ceramist has always been the reproduction of natural appearing restorations in changing light.

Opalescence, fluorescence and natural tooth colours are granted with SHOFU porcelains, because these effects have been created by the manufacturer since the 1980s.

In consultation with dental technicians SHOFU now has developed an innovative metal ceramic system by following their needs and is presenting Vintage PRO, the next generation porcelain – from ceramists for ceramists."

Nikolaos Mekias, Master Dental Technician, Athens, Greece

Order information



Basic Build Up Set

Contains the components for metal-ceramic restorations in the shades A1-A4, B2, B3 and D3 (Powder and paste opaques are not included.)

PN P0501



Basic Powder Opaque Set

Microfine powder opaques for masking metal frameworks in the shades A1-A4, B2, B3 and D3

PN P0502



Basic Paste Opaque Set

Ready to use paste opaques for masking metal frameworks in the shades A1-A4, B2, B3 and D3

PN P0503



Starter Set A2/A3 Paste Opaque

Contains all components for restorations in the shades A2 and A3

PN P0504



Enamel Effect Set

Incisal and translucent powders for an individual, natural light transmission in the incisal area

PN P0507



Color Effect Set

For individual effects in the dentine and cervical area

PN P0508



Margin Set

Highly fluorescent margin powders in the shades W0 to D4 as well as various effect powders

PN P0509



SHOFU INC. 11 Kamitakamatsu-cho, Fukuine, Higashiyama-ku, Kyoto 605-0983, Japan
 EC REP SHOFU DENTAL GmbH An der Pönt 70, 40885 Ratingen, Germany, www.shofu.de

SHOFU is a registered trademark of SHOFU INC. All other trademarks and registered trademarks are the property of their respective holders. SHOFU INC. reserves the right to change specifications without notice.