


IPS Empress® Direct

The highly esthetic composite system



Simply Create
natural-looking fillings



ivoclar
vivadent
passion vision innovation

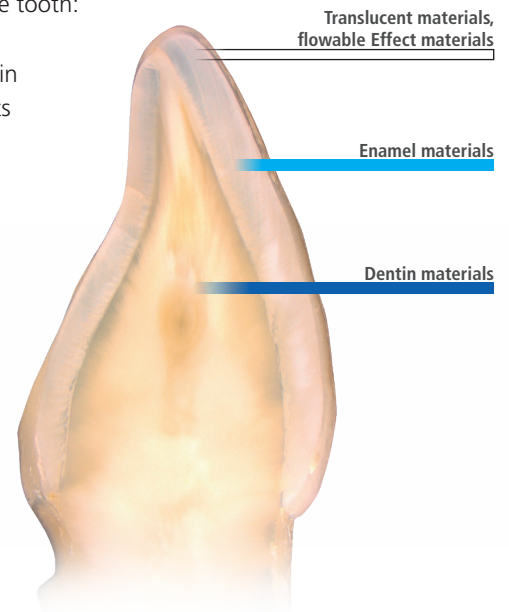
The material for naturally esthetic direct restorations

Easy to master – effortlessly reproduced

IPS Empress® Direct – the highly esthetic anterior and posterior filling material is available in 32 shades. Different types of anatomical features are effortlessly recreated with this composite resin.

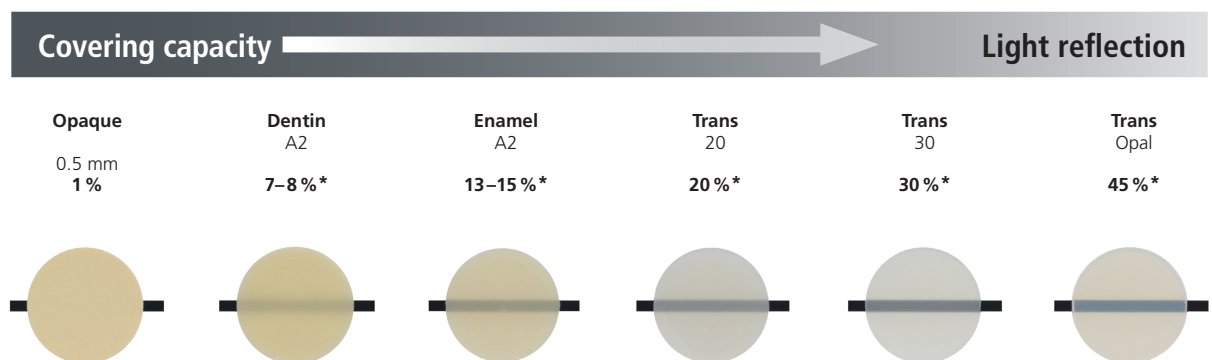
The shade system logically follows the anatomical build-up of the tooth:

- 13 opaque dentin materials are available for reproducing dentin and mamelon areas and placing class V fillings in older patients
- 16 enamel shades are designed for replacing enamel
- 3 highly translucent materials add individual characteristics to incisal edges



R&D Ivoclar Vivadent AG, Schaan, 2016

Translucency levels of IPS Empress® Direct



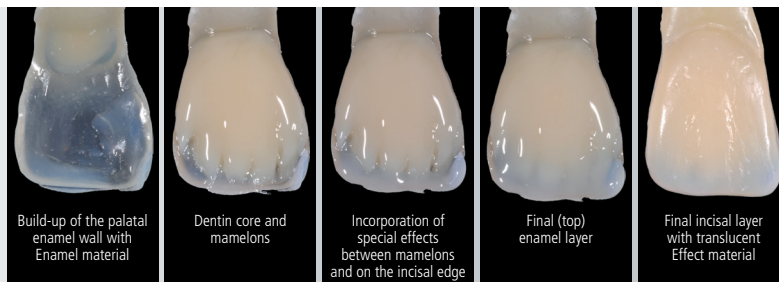
* Sample value, Technical Data Sheet, Ivoclar Vivadent AG

Exceptional quality begins with simplicity

Due to the simplistic shade system, IPS Empress Direct is incredibly easy to use. Dentin replaces dentin and enamel replaces enamel. The shade range comprises a combination of materials for all clinical shade requirements. Two autoclavable shade guides assist in the selection.



Intuitive layering system for highly esthetic results



Photos: Dr Eduardo Mahn

“ Anyone can become a master at creating highly esthetic composite restorations in only five steps. ”

Dr Eduardo Mahn, Director Clinical Research, Universidad de los Andes Santiago, Chile

New and improved handling

Due to newly optimized handling properties, the material is easy to shape:

- Cavifil contents are easy to extrude
- Material does not stick to instruments
- Excellent adaptation of the material to the cavity walls



Create restorations with a lifelike appearance

Natural-looking build-up of anterior teeth with IPS Empress® Direct

One simple step allows you to create life-like characteristics with IPS Empress Direct – the addition of mamelons. In the example below on the left, the anterior tooth was built up in three steps: A2 Enamel for the palatal wall, A3 Dentin for the dentin core and A2 Enamel again as the final layer. In the example on the right, the mamelons were accentuated by applying IPS Empress Direct Effect Trans Opal between the mamelons and on the incisal edge. A2 Enamel was also used for the final 'covering' layer.

Layering without effects



Natural-looking teeth layered with and without special effects, Dr Anton Lebedenko, Ivoclar Vivadent Schaan, 2016

Layering with effects



The opalescent effect shade makes all the difference

Opalescence is a light-scattering phenomenon within a translucent substance. An opalescent material has a bluish shimmer in reflected light but it has a reddish-orange appearance in transmitted light. In young patients in particular, this opalescent effect of the enamel manifests itself in a bluish-translucent appearance in the incisal region. Due to the special micro-opal fillers contained in the Trans Opal shade, the material is capable of faithfully reproducing this effect without the need of tints/stains.



IPS Empress® Direct Effect Trans Opal, Left: transmitted light; Right: reflected light, Photos: Dr Eduardo Mahn, Director Clinical Research, Universidad de los Andes Santiago, Chile

Creativity knows no bounds

True-to-life characterization with IPS Empress Direct Color and IPS Empress Direct Effect

Natural-looking restorations are effortlessly created with the different levels of translucency offered by IPS Empress Direct. The corresponding flowable characterization and Color materials provide individuals with the capability to add additional characterizations to the restoration.



EFFECT	INDICATION	SHADE	
Enamel cracks	Unstained/Lightly stained	White	Honey
	Severely stained	Ochre	
Hypocalcification	Light tooth	White	Effect Bleach XL
	Dark/Yellow tooth	Honey	
Stains	Fluorosis	White	Honey
	Masking of dark areas	Opaque	
	Stained fissures	Ochre	Brown
	Tea/Nicotine stains		
	Severely stained fissures	Grey	
Incisal third	Young patients	Trans Opal	Trans 20
	Middle-aged patients	Trans Opal	Trans 30
	Older patients	Trans 30	
	Application/Enhancement of translucency	Blue	Violet
Mamelons	Accentuating the interspaces between the dental trabeculae (emphasising the mamelons)	Effect Trans Opal	Blue
			Violet
Halo effect	Opaque incisal edge, particularly in younger patients	Effect Bleach XL	White
		Trans Opal	
Cervical region	A and B shades	Ochre	
	C and D shades	Brown	
Worn surfaces	Worn and lightly stained	Ochre	
	Worn and severely stained	Brown	
Dentin core	Accentuation of the dentin core, particularly in posterior teeth	Honey	Ochre

A high-quality system for simply esthetic restorations

The new IPS Empress® Direct System Kit

The IPS Empress Direct System Kit contains the necessary materials that a dentist needs to produce esthetically demanding restorations. The System Kit comprises the most popular basic enamel and dentin shades. The kit also contains the IPS Empress Direct Effect Trans Opal material, which is used to characterize anterior teeth. Special effects in the incisal edge are highlighted with the translucent Trans 30 material. In addition, IPS Empress Direct Opaque is available for covering stains.

Each System Kit contains:

- IPS Empress Direct Enamel A1, A2 and A3
- IPS Empress Direct Dentin A2 and A3
- IPS Empress Direct Trans 30
- IPS Empress Direct Effect Trans Opal
- IPS Empress Direct Opaque
- OptraSculpt Pad with one 4mm refill
- Two autoclavable shade guides

The kits come in either syringes or Cavifils.



“ There is no simpler or more efficient way to reproduce the effect of natural opalescence. The material is easy to polish and a high-gloss finish is achieved. ”

Dr Markus Lenhard, Switzerland

Delivery forms

Refills

IPS Empress Direct Dentin | 1 x 3 g or 10 x 0.2 g

A1 | A2 | A3 | A3.5 | A4 | B1 | B2 | C3 | D2 | IVA5 | IVA6 | Bleach L Dentin | Bleach XL Dentin



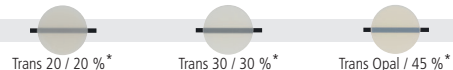
IPS Empress Direct Enamel | 1 x 3 g or 10 x 0.2 g

A1 | A2 | A3 | A3.5 | A4 | B1 | B2 | B3 | B4 | C1 | C2 | C3 | D2 | D3 | Bleach L Enamel | Bleach XL Enamel



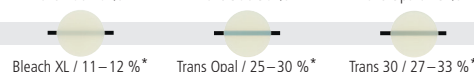
IPS Empress Direct Transparent | 1 x 3 g or 10 x 0.2 g

Trans 20 | Trans 30 | Trans Opal



IPS Empress Direct Effect | 1 x 1.8 g (incl. 5 cannulas each)

Bleach XL | Trans Opal | Trans 30



IPS Empress Direct Color | 1 x 1 g

White | Honey | Blue | Violet | Ochre | Brown | Grey



IPS Empress Direct Opaque | 1 x 1.8 g

Opaque



Basic Kit

SYRINGES

627218AN, 8 x 3 g

3 x 3 g Dentin (A1, A2, A3)

3 x 3 g Enamel (A1, A2, A3)

1 x 3 g Trans Opal

1 x 3 g Trans 30

Various Accessories

CAVIFILS

627217AN, 80 x 0.2 g

30 x 0.2 g Dentin (A1, A2, A3)

30 x 0.2 g Enamel (A1, A2, A3)

10 x 0.2 g Trans Opal

10 x 0.2 g Trans 30

Various Accessories

System Kit

SYRINGES

686072AN

2 x 3 g Dentin (A2, A3)

3 x 3 g Enamel (A1, A2, A3)

1 x 3 g Trans 30

1 x 1.8 g Effect Trans Opal

1 x 1.8 g Opaque

1 x OptraSculpt Pad Instrument

1 x OptraSculpt Pad Refill (4 mm)

1 x Autoclavable Shade Guide Dentin

1 x Autoclavable Shade Guide

Enamel/Translucent

Various Accessories

CAVIFILS

686095AN

20 x 0.2 g Dentin (A2, A3)

30 x 0.2 g Enamel (A1, A2, A3)

10 x 0.2 g Trans 30

1 x 1.8 g Effect Trans Opal

1 x 1.8 g Opaque

1 x OptraSculpt Pad Instrument

1 x OptraSculpt Pad Refill (4 mm)

1 x Autoclavable Shade Guide Dentin

1 x Autoclavable Shade Guide

Enamel/Translucent

Various Accessories

Assortment

637898AN, IPS Empress Direct Color/Opaque Assortment

1 x 1 g white, honey, blue, violet, ochre, brown, grey

1 x 1.8 g IPS Empress Direct Opaque

Various Accessories

Accessories

Cannulas 20 x 0.4 mm 634847

IPS Empress Direct Color



Cannulas 20 x 0.9 mm 634849

IPS Empress Direct Flow

IPS Empress Direct Opaque



IPS Empress Direct Pad 628369



Shade Guide 627215

Autoclavable Shade Guide

Enamel/Translucent



Shade Guide 627214

Autoclavable Shade Guide

Dentin



* Sample values, Technical Data Sheet, Ivoclar Vivadent AG



Direct Restoratives

IPS Empress® Direct forms part of the "Direct Restoratives" product category. The products of this category cover the procedure involved in the direct restoration of teeth – from preparation to restoration care. The products are optimally coordinated with each other and enable successful processing and application.



THESE ARE FURTHER PRODUCTS OF THIS CATEGORY:

Adhese® Universal

The universal adhesive



Universal adhesion with advanced delivery

- Efficient delivery – up to 190 single-tooth applications per 2-ml VivaPen®
- Universal applications – for direct and indirect bonding procedures and all etching techniques
- Predictable results – high bond strength on dentin and enamel

Bluephase® Style

The curing light



The smallest LED for every use

- Every hand – comfortable to hold for men and women
- Every material – universal due to Polywave® LED with broadband spectrum
- Every time – optional corded operation due to Click & Cure

Would you like to know more about the products of the "Direct Restoratives" category? Simply get in touch with your contact person at Ivoclar Vivadent or visit www.ivoclarvivadent.com for more information.

United States

175 Pineview Drive
Amherst, NY 14228
716.691.0010
800.533.6825
Fax: 716.691.2285
mail@ivoclarvivadent.com

Canada

1 – 6600 Dixie Road
Mississauga, Ontario L5T 2Y2
905-670-8499
800-263-8182
Fax: 905-670-3102
mail@ivoclarvivadent.com

Call us toll free at 1-800-533-6825 in the US, 1-800-263-8182 in Canada.
©2018 Ivoclar Vivadent, Inc. IPS Empress, OptraGate, Adhese, Bluephase and OptraPol are registered trademarks of Ivoclar Vivadent, Inc.
696714 Rev. 1 4/2018 11475

ivoclar
vivadent
passion vision innovation